

# Merkur<sup>®</sup> Seal Repair Kits

406770F

For Model LW050A (50 cc) Merkur Displacement Pumps

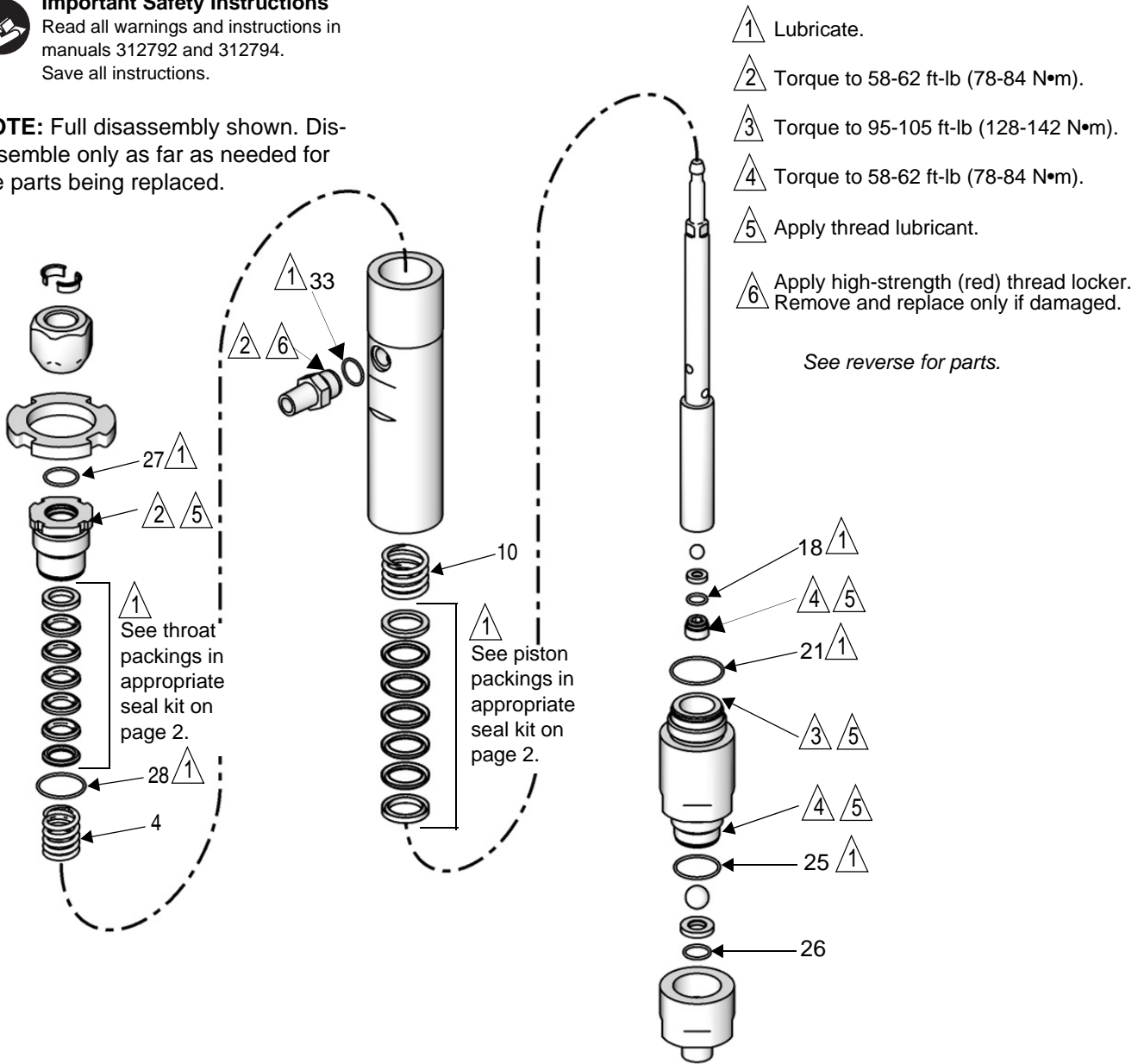
EN



**Important Safety Instructions**

Read all warnings and instructions in manuals 312792 and 312794. Save all instructions.

**NOTE:** Full disassembly shown. Disassemble only as far as needed for the parts being replaced.

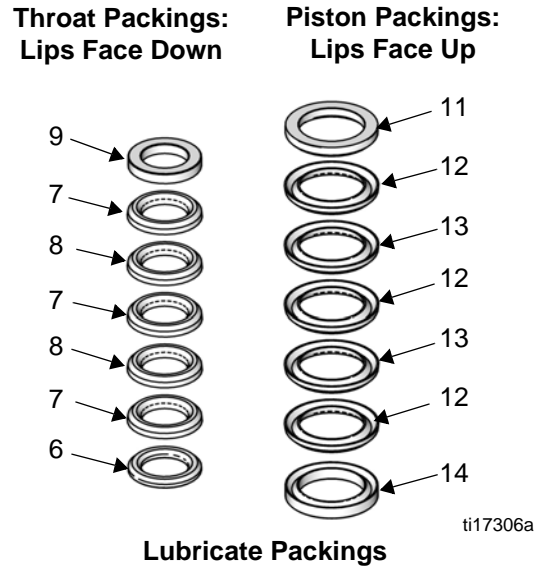


ti17307a

Ref.	Description	Qty.
4	SPRING, throat	1
6	GLAND, male, throat	1
7	PACKING, throat, UHMWPE	3
8	PACKING, throat, PTFE	2
9	GLAND, female, throat	1
10	SPRING, piston	1
11	GLAND, male, piston	1
12	PACKING, piston, UHMWPE	3
13	PACKING, piston, PTFE	2
14	GLAND, female, piston	1
18	O-RING, piston, 0.57 in (14.4 mm) OD	1
19	PACKING, throat, reinforced PTFE	5
20	PACKING, piston, reinforced PTFE	5
21	O-RING, lower cylinder, 1.8 in. (46 mm) OD	1
25	O-RING, lower cylinder, 1.6 in. (41 mm) OD	1
26	O-RING, inlet check, 0.75 in. (19 mm) OD	1
27	O-RING, wet cup, 1.4 in. (36 mm) OD	1
28	O-RING, wet cup, 1.6 in. (41 mm) OD	1
33	O-RING, outlet fitting, 0.59 in. (14.9 mm) OD	1

**TIP:** Some o-rings are close in size. Stack on bench to differentiate.

## Standard Seal Repair Kit 24A252

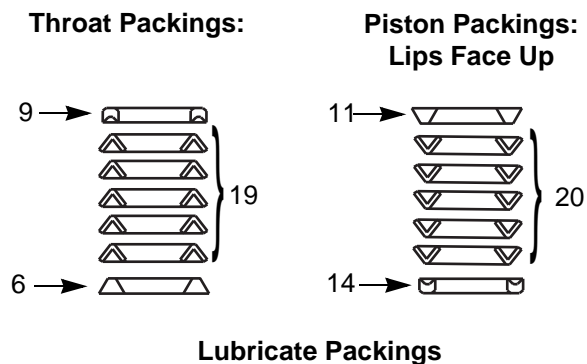


### Optional Seal Kits:

#### 24J853 - Carbon-Filled PTFE

#### 26C708 - Reinforced PTFE

Use with materials that cause chemical compatibility concerns with UHMWPE, such as acid catalyst materials.



All written and visual data contained in this document reflects the latest product information available at the time of publication. Graco reserves the right to make changes at any time without notice.

Original instructions. This manual contains English. MM 406770

**Graco Headquarters:** Minneapolis

**International Offices:** Belgium, China, Japan, Korea

**GRACO INC. AND SUBSIDIARIES • P.O. BOX 1441 • MINNEAPOLIS MN 55440-1441 • USA**

**Copyright 2008, Graco Inc. All Graco manufacturing locations are registered to ISO 9001.**

www.graco.com

Revision F- 06/2019